

Eldorado!

Briefing Sheet

Welcome team! You represent a group of treasure seekers looking for the fabled treasure of Eldorado. You are aware that other teams are also seeking the lost hoard of treasure. You are determined to find the treasure (whose exact whereabouts are unknown) which is somewhere in the Soros region (see map).

The treasure is hidden in an enormous treasure chest that can only be opened by a single key. Three keys have been discovered in the ruined Prospect City. The correct one must be used - either of the wrong keys inserted into the lock will cause the treasure to disappear.

There are other teams taking part in the search. You may exchange information with any other team though they may request an agreement on sharing out the loot should you find it. Please note that written agreements are binding; verbal are not. Meetings with other teams can only take place after 15 minutes have elapsed - and only by *one* person from your team at any one time. To visit* another team you must be holding a flag showing your team mascot (details will be in further briefing information coming soon) and wearing a hat. If another team member tries to visit you without wearing their hat and showing the flag with their mascot, you should refuse to meet with them. Details of how to make your hat and flag will be given to you when you solve the following “puzzle”. The puzzle is a four word, English phrase. Hint: the / indicates a space between each word. When you have solved it, tell the phrase to the facilitator.

29 17 14 / 10 23 28 32 14 27 / 18 28 / 15 18 15 29 14 14 23

So, your objectives (not necessarily in the right order) are:

- 1 To obtain the treasure.
- 2 To locate the treasure.
- 3 To solve the riddle and get your flag and hat resources.
- 4 To select the right key (by knowing its number).
- 5 To complete the tasks.

When you have identified the correct key, the location of the treasure (in a two letter cross reference eg grid ref. PE) and the solution to all the tasks, take the details to the Trainer, remembering to wear your hat and carrying your flag. If correct you will be given the treasure.

You have a limited time for this activity. Remember that if any of your calculations or answers is wrong you could lose the fabulous treasure of Eldorado. Therefore you should check your work very carefully and spend time planning before you rush into things.

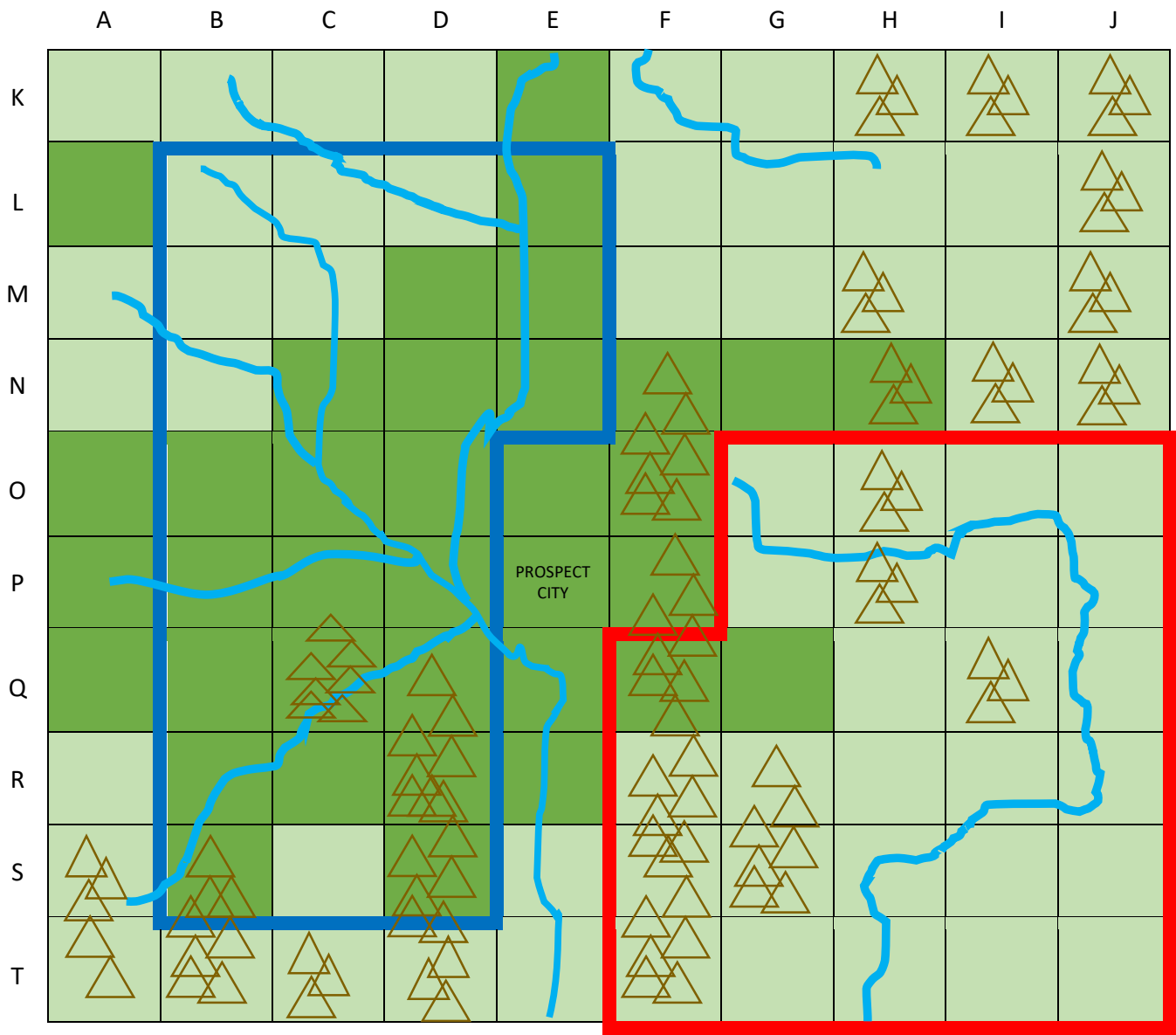
***Visiting Other Teams**

You can “visit” other teams in their team virtual breakout room. Ensure your camera is on so that the team you are visiting can see your hat and flag!


Each team is responsible for checking that when someone is visiting them, the visitor is wearing their hat and carrying their flag so that you can see them on camera.

To join a breakout room, click the Breakout button at the bottom of the Zoom window and then move your mouse over the number which shows how many people are in the breakout room. It will change to Join. Click to join the room.


Map of Soros Region




Key to Symbols in the Map




Mountains



Rivers



Flood Zone



Earthquake Zone